

TEL. 9554725, 55110031

PABX-575,

Mail: fxdeal@janatabank-bd.com

Exchange Rate Circular - 054



JANATA BANK LIMITED

TREASURY DEPT.(FRONT OFFICE)

HEAD OFFICE, DHAKA

INDICATIVE ONLY: Rates may vary in the

For Previous Rate Sheet Click

<https://goo.gl/URA0t4>

DATE : 21 Mar 2021

Sunday

EFFECTIVE DATE: 21 Mar 2021

same day

A) CROSS RATE OF N.Y CLOSING & S.E. ASIAN MARKETS AS ON 19/03/2021

	GBP/USD	EUR/USD	USD/JPY	USD/C.DLR	USD/S.FRA	AUD/USD
SELLING	1.3872	1.1905	108.8700	1.2497	0.9292	0.7744
BUYING	1.3868	1.1903	108.9000	1.2501	0.9296	0.7742

B) JANATA BANK LTD'S CASH

CURRENCY & T.C TO PUBLIC TK PER UNIT OF FOREIGN CURRENCY

SELLING	CURRENCY	BUYING	SELLING	CURRENCY	BUYING
86.7000	US Dollar	84.1000	23.5000	Saudi Riyal	21.0000
115.7000	G. B. Pound	110.5000	23.9000	UAE. Dirham	22.5000
102.7500	Euro	97.0000	20.8000	MAL.Ringit	18.0000
66.2853	Aus. Dollar	56.8353	1.2400	Indian Rupee	1.1500

BE SAME AS SELLING T.T.& O.D AND BUYING O.D. TRANSFER

SELLING		NAME OF CURRENCY	BUYING			
T.T.& O.D.	B.C.		T.T.CLEAN	T.T.DOC	O.D.SIGHT EXP.BILLS	O.D. TRANSFER
84.9500	84.9500	US Dollar	84.2000	84.1500	84.1000	83.9000
119.9224	120.0640	G. B. POUND	116.2952	116.1204	115.8775	115.4147
103.1830	103.4187	EURO	99.2898	98.6327	98.4885	98.2942
0.8036	0.8099	JP.YEN	0.7763	0.7695	0.7682	0.7179
69.9766	70.1546	CAN.DLR	68.5381	68.4606	68.2528	67.5995
92.8512	93.0130	SWISS.FRANC	91.3790	91.1822	91.0863	90.5525
222.6502	222.9255	OMANIAN RIYAL	218.9787	211.7451	211.1036	209.9943
11.2500	11.4255	H.K.DLR	10.9158	10.9042	10.8724	10.8405
64.5258	66.9166	SING.DLR	63.1595		61.9082	56.2770
2.7842	2.7886	THI.BAHT	2.7493		2.7383	2.7303
20.8854	20.9051	MAL.RINGIT	20.6229		20.5408	20.4807
23.3010	23.3092	UAE.DIRHAM			22.9816	22.9975
22.8195	22.8775	SAUDI RIYAL			22.5049	22.4400
20.5000	21.8466	QATAR RIYAL				19.0000
283.1983	286.4399	KUWAIT DINAR				256.0000
224.7408	224.0822	BAHRAIN DINAR				215.9290
13.5063	14.1066	CHINESE YUAN				12.5000

D) USANCE RATE:	30 DAYS	60 DAYS	90 DAYS	120 DAYS	150 DAYS	180 DAYS
US Dollar	83.5988	83.1077	82.6165	82.1253	81.6342	81.1430
G. B. POUND	115.1991	114.5207	113.5516	113.1639	112.4856	111.8072
EURO	97.9093	97.3301	96.5027	96.1717	95.5925	95.0134

E) FORWARD RATE:		1 MONTH	2 MONTHS	3 MONTHS	6 MONTHS	1 YEAR
SELLING	US Dollar	85.5270	85.8040	86.1309	87.3119	0.0000
BUYING	US Dollar	84.6053	85.0604	85.3158	86.5315	0.0000


F) NFCD INTT RATE, EFFECT ON: 16.03.2021 To 31.03.2021	1 MONTH	3 MONTHS	6 MONTHS	12 MONTHS
US Dollar	0.10723	0.18155	0.19701	0.28030
G. B. POUND	0.05025	0.08005	0.09689	0.15561
EURO	0.00000	0.00000	0.00000	0.00000


G) LIBOR AS ON 19/03/2021, 60 DAYS 0.14838 90 DAYS 0.19688 180 DAYS 0.20238


H) INDICATIVE RATE OF 01 SDR, USD WITH NTL, CUR OF ACU MEMBERS AS IMF RATE 12/03/2021	IN.RS	N.RS	SL.RS	PK.RS	BD TK	USD
USD 1	72.6845	110.8925	176.4158	135.5913	84.5800	
SDR 1	103.8094	158.3787	251.9603	193.6540	120.7987	1.4282

IN CASE OF AUS. DOLLAR CASH RATE WILL BE USED FOR T.T ALSO

Rates mentioned in row C, D, E and F are applicable only for bank's own customers.


Md. Nur Islam
PO
Prepared By


Md. Muzahidul Islam
PO
Checked By


Shipra Biswas
AGM
Authorized Signature


Md. Yakut Mia
DGM
Authorized Signature